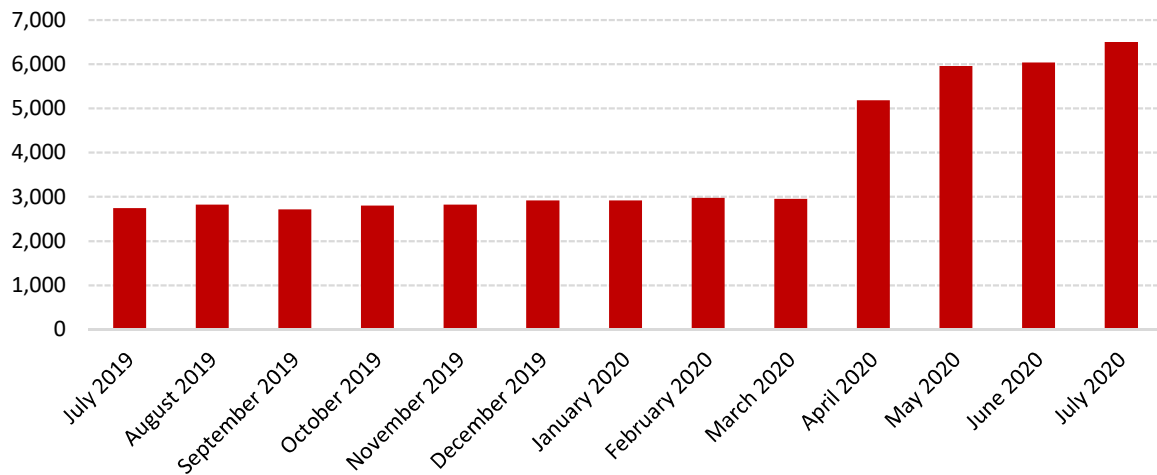


Unemployment figures – July 2020

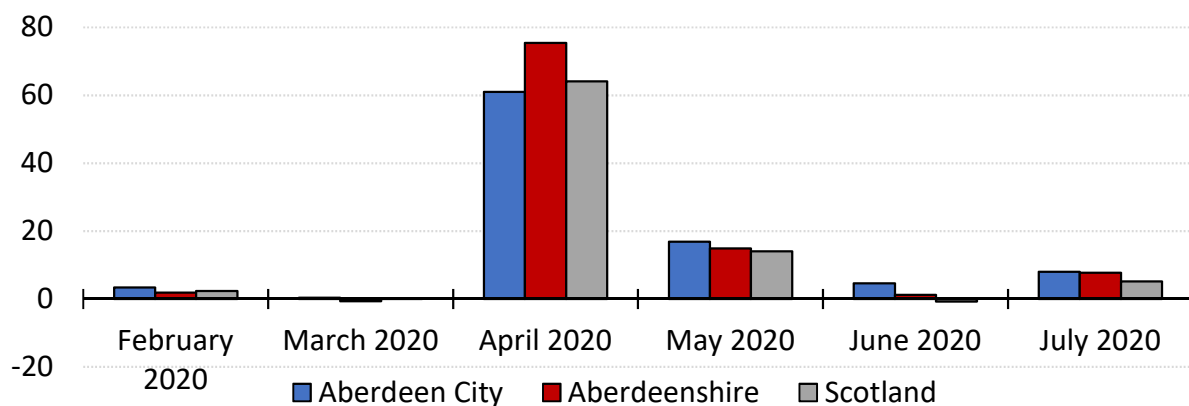
These figures show claimant count numbers and rates. The claimant count is made up of the number of people claiming Jobseeker's Allowance plus those who claim Universal Credit and are required to seek work, and is an indicator of unemployment levels throughout the country.

The effect of the Covid-19 pandemic on the labour market are clear, with significant changes apparent in April.

Claimant count, Aberdeenshire

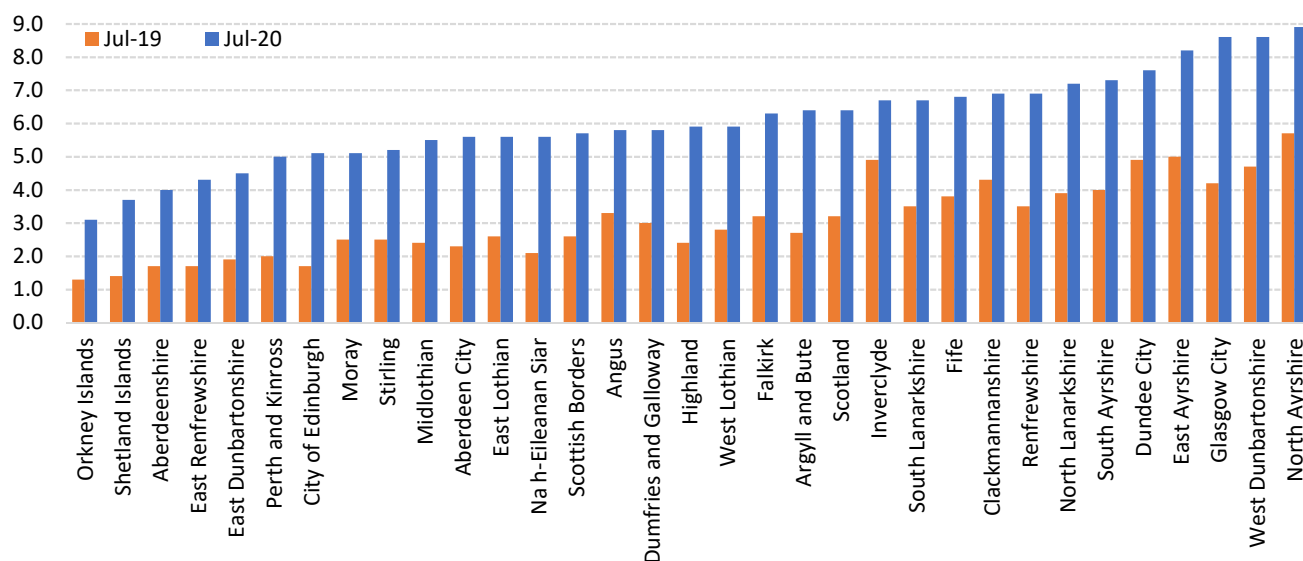


% Change in claimant count



Between January and July Aberdeenshire's claimant count rate increased by 123%, and between July 2019 and July 2020 by 137%, the eighth highest increases experienced by a Scottish local authority. Despite this, Aberdeenshire's overall claimant count rate remains low in comparison to other authorities and in July was the lowest experienced by any mainland council.

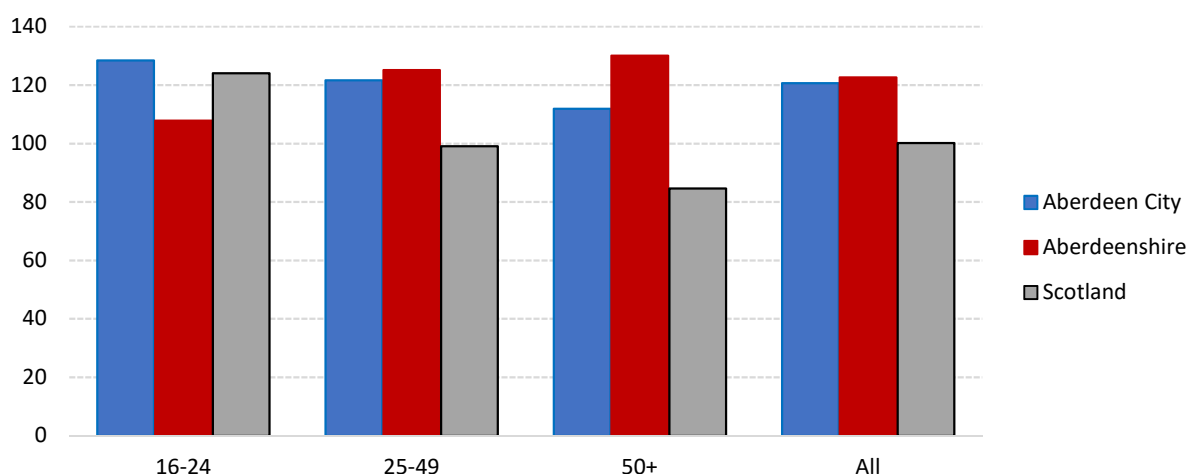
Local authority claimant count rates July 2019 and July 2020, ranked by July 2020 rates



Have different age groups been affected differently?

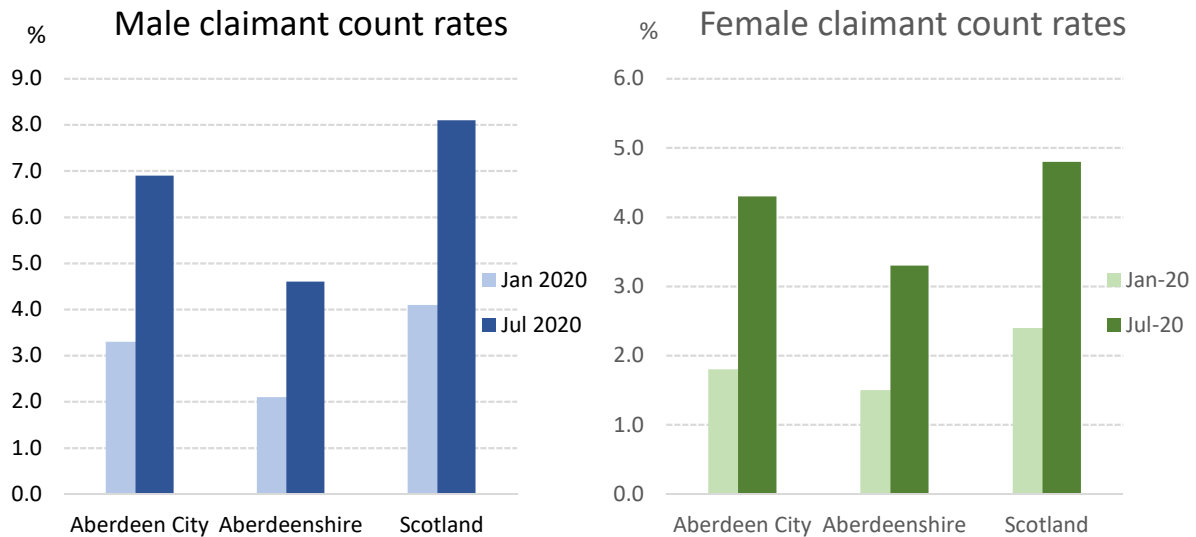
All age groups have seen very large increases in claimant count numbers. In Scotland overall the largest percentage increases have been seen amongst the youngest workers, with an increase of 124% being seen for the 16-24 age group and 85% for the 50+ age group. In Aberdeenshire it is the 50+ age group which has seen the greatest increase, 130%, whilst the increase in the 16-24 age group was 108%.

Percentage increase in claimant count January 2020 to July 2020



Has the employment of men and women been affected differently?

In Aberdeenshire and Scotland the rate of increase in the claimant count has been similar for men and women. However, there are differences in how different age groups have been affected.



In Aberdeenshire the claimant count increased proportionately more for men in the 25-49 and 50+ age groups compared to women of the same age, but less for those in the 16-24 age group. In Scotland overall the increase in the claimant count for women aged 50+ and for those aged 16-24 was greater than that for men. Men aged 25-49 experience higher growth rates than women. Aberdeen City's experience was different with claimant count numbers rising by more for women than men, in total and for all age groups.

The table below show the percentage change in numbers claiming benefit between January and July 2020.

	Aberdeen City		Aberdeenshire		Scotland	
	Male	Female	Male	Female	Male	Female
All 16+	108%	145%	123%	124%	100%	101%
Aged 16-24	110%	158%	99%	129%	115%	140%
Aged 25-49	113%	137%	127%	122%	103%	94%
Aged 50+	94%	151%	137%	121%	82%	89%

Take-up of government schemes in Aberdeenshire

Furlough

As at 30th June 34,500 people, 21.4% of the 16-64 population, were furloughed.

Self-Employment Income Support Scheme (SEISS)

As at 30th June 7,000 people, 68% of the eligible population, had made a claim under this scheme.

Covid Business Support Fund Grants

As at 14th July 3,800 grants had been made under this scheme, to approximately 25% of Small and Micro Businesses.