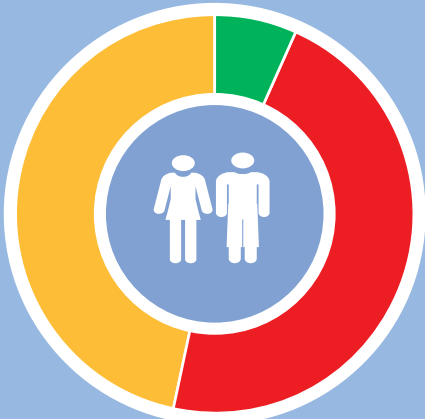



Revenue Budget: Impacts on Protected Characteristics

- Positive
- Negative
- Neutral
- Unknown



Age-Younger



Age-Older



Disability



Whole Council



Religion/Belief




Gender




Race (incl Gypsy Travellers)



Pregnancy & Maternity



Sexual Orientation



Gender Re-assignment



Marriage and Civil Partnership

Budget Overall

Positive	2.5%
Negative	19.52%
Neutral	78.42%
Unknown	0.00%
Total	100.00%

Age-(Younger)

Positive	6.67%
Negative	46.67%
Neutral	46.67%
Unknown	0.00%
Total	100.00%

Age-(Older)

Positive	3.45%
Negative	37.93%
Neutral	58.62%
Unknown	0.00%
Total	100.00%

Disability

Positive	6.67%
Negative	33.33%
Neutral	60.00%
Unknown	0.00%
Total	100.00%

Race

Positive	3.45%
Negative	10.34%
Neutral	86.21%
Unknown	0.00%
Total	100.00%

Religion and Belief

Positive	0.00%
Negative	3.45%
Neutral	96.55%
Unknown	0.00%
Total	100.00%

Gender

Positive	0.00%
Negative	24.14%
Neutral	75.86%
Unknown	0.00%
Total	100.00%

Pregnancy and Maternity

Positive	0.00%
Negative	27.59%
Neutral	72.41%
Unknown	0.00%
Total	100.00%

Sexual Orientation

Positive	0.00%
Negative	3.45%
Neutral	96.55%
Unknown	0.00%
Total	100.00%

Gender Reassignment

Positive	0.00%
Negative	3.45%
Neutral	96.55%
Unknown	0.00%
Total	100.00%

Marriage and Civil Partnership

Positive	0.00%
Negative	3.45%
Neutral	96.55%
Unknown	0.00%
Total	100.00%