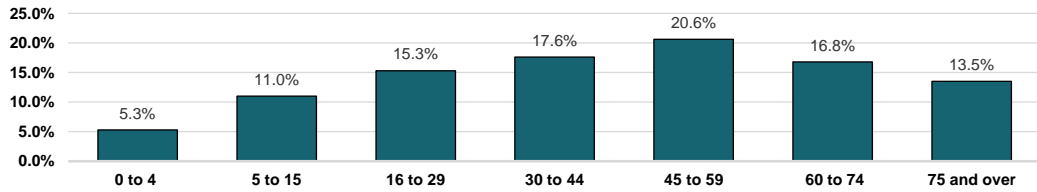




Age

Age groups as a percentage of total population



4,768
population

47.6%
male

52.4%
female

2,242
households

2.1
average number of people
in a household

39.5%
of households contain one
person

66.9%
of the 16 - 74 population is
in employment

18.7%
of those employed work in
'Wholesale and retail
trade; repair of motors' -
largest industry sector

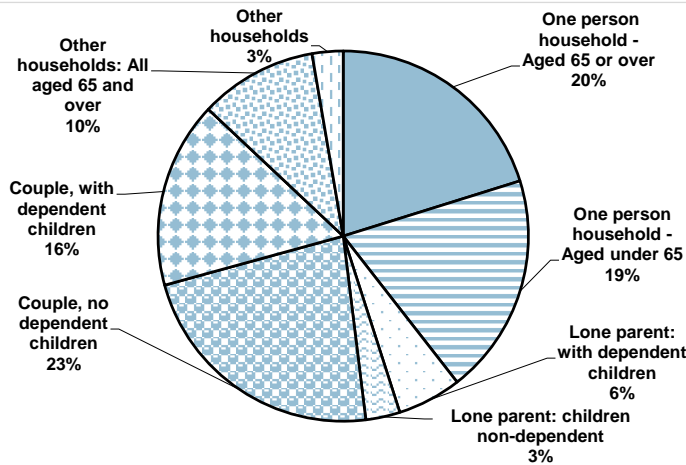
71.4%
work more than 31 hours
per week

53.1%
travel to work by car

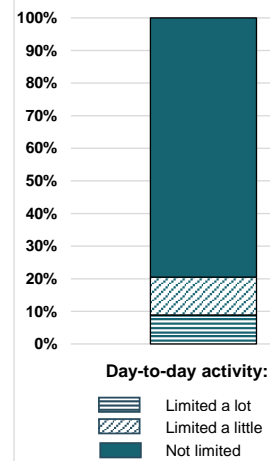
77.0%
of all 16 - 17 year olds are
in education

6.8%
of the population provide
unpaid care each week

Household composition

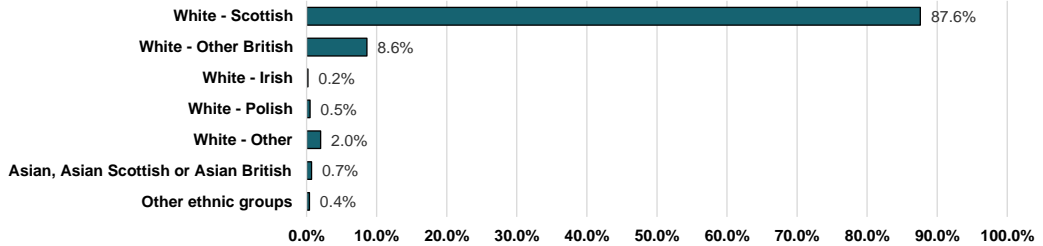


Health

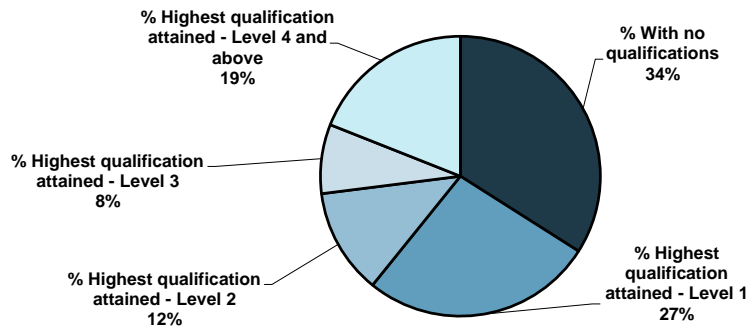


Ethnicity

Ethnic groups as a percentage of total population



Qualifications



Level 1 = O Grade,
Standard Grade or
equivalent

Level 2 = Higher,
Advanced Higher or
equivalent

Level 3 = HNC,
HND, SVQ level 4 or
equivalent

Level 4 and above =
Degree, Masters,
PhD or equivalent