

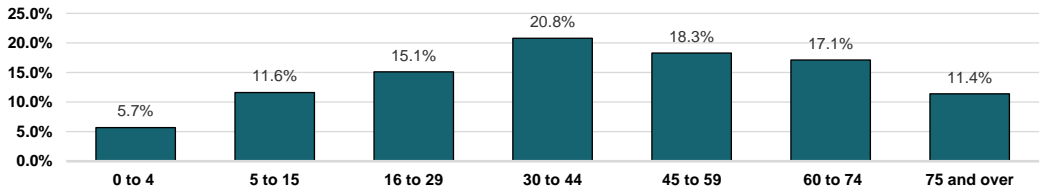
Turriff

Census 2011



Age

Age groups as a percentage of total population



5,177
population

47.9%
male

52.1%
female

2,355
households

2.2
average number of people
in a household

34.1%
of households contain one
person

68.7%
of the 16 - 74 population is
in employment

17.6%
of those employed work in
'Wholesale and retail
trade; repair of motors' -
largest industry sector

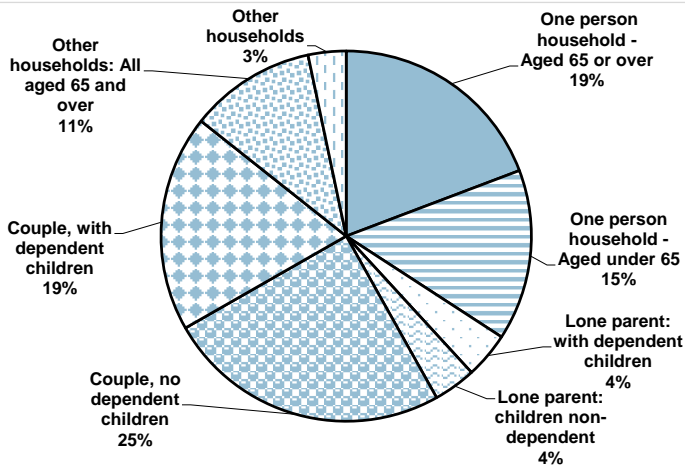
73.2%
work more than 31 hours
per week

65.2%
travel to work by car

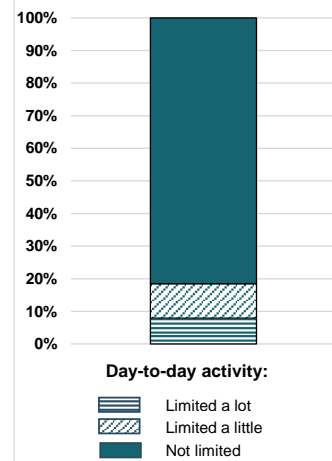
77.2%
of all 16 - 17 year olds are
in education

7.1%
of the population provide
unpaid care each week

Household composition

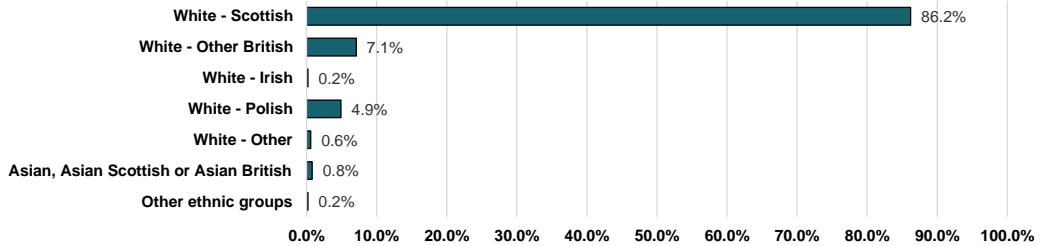


Health



Ethnicity

Ethnic groups as a percentage of total population



Qualifications

