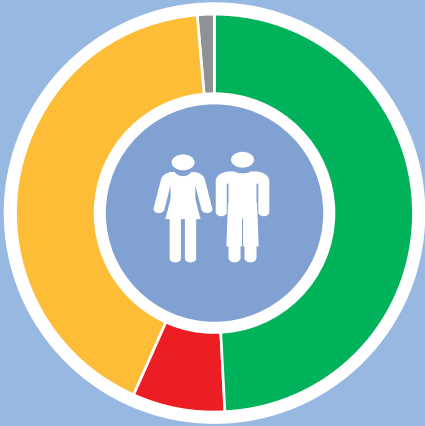
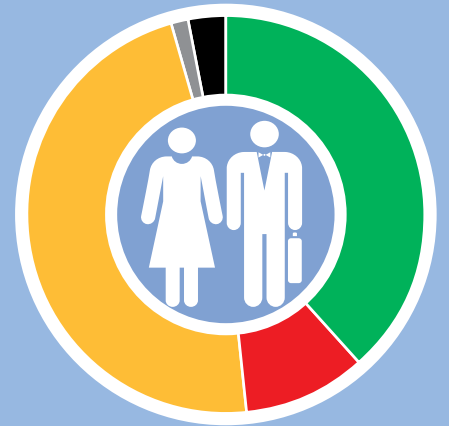


Revenue Budget: Impacts on Protected Characteristics

- Positive
- Negative
- Neutral
- Unknown
- N/A



Age-Younger



Age-Older



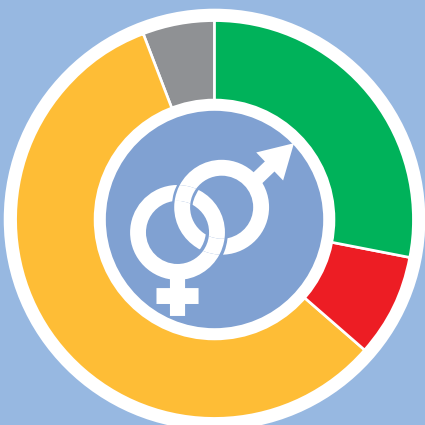
Disability



Whole Council



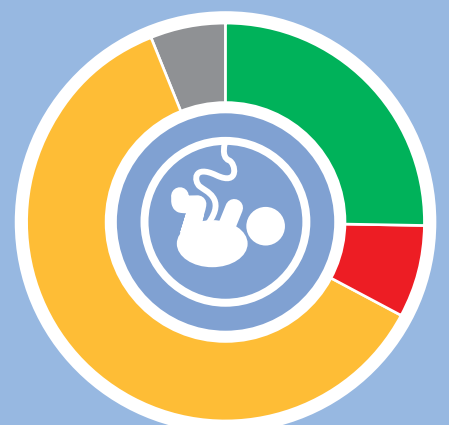
Religion/Belief



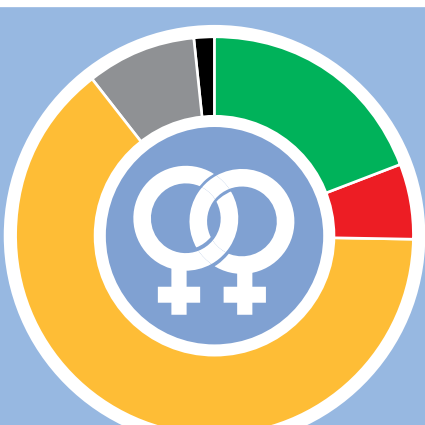
Gender



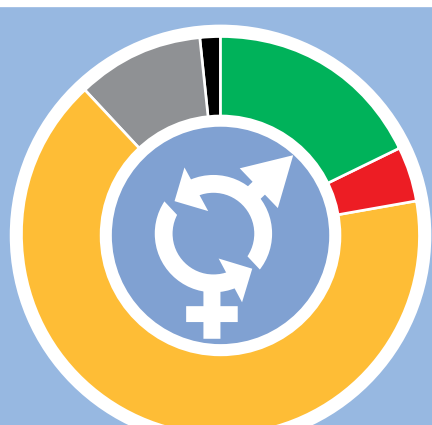
Race (incl Gypsy Travellers)



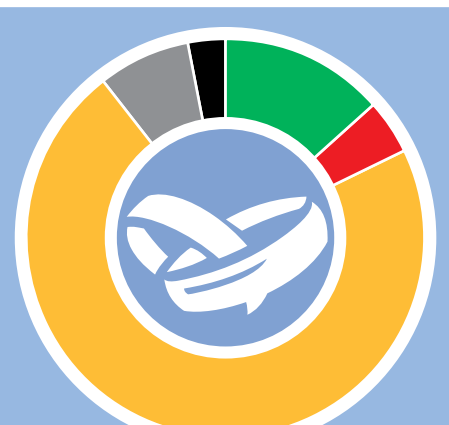
Pregnancy & Maternity



Sexual Orientation



Gender Re-assignment



Marriage and Civil Partnership

Budget Overall

Positive	29.24%
Negative	7.89%
Neutral	57.31%
Unknown	4.39%
N/A	1.17%
Total	100.00%

Age-(Younger)

Positive	40.58%
Negative	8.70%
Neutral	49.28%
Unknown	1.45%
N/A	0.00%
Total	100.00%

Age-(Older)

Positive	38.57%
Negative	10.00%
Neutral	47.14%
Unknown	1.43%
N/A	2.86%
Total	100.00%

Disability

Positive	55.07%
Negative	8.70%
Neutral	34.78%
Unknown	1.45%
N/A	0.00%
Total	100.00%

Race

Positive	31.43%
Negative	8.57%
Neutral	57.14%
Unknown	2.86%
N/A	0.00%
Total	100.00%

Religion and Belief

Positive	21.74%
Negative	8.70%
Neutral	65.22%
Unknown	4.35%
N/A	0.00%
Total	100.00%

Gender

Positive	25.35%
Negative	4.23%
Neutral	64.79%
Unknown	5.63%
N/A	0.00%
Total	100.00%

Pregnancy and Maternity

Positive	23.53%
Negative	2.94%
Neutral	64.71%
Unknown	5.88%
N/A	2.94%
Total	100.00%

Sexual Orientation

Positive	19.40%
Negative	5.97%
Neutral	64.18%
Unknown	8.96%
N/A	1.49%
Total	100.00%

Gender Reassignment

Positive	17.91%
Negative	4.48%
Neutral	65.67%
Unknown	10.45%
N/A	1.49%
Total	100.00%

Marriage and Civil Partnership

Positive	13.43%
Negative	4.48%
Neutral	71.64%
Unknown	7.46%
N/A	2.99%
Total	100.00%