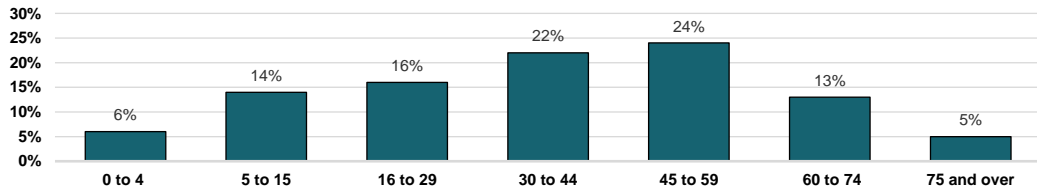




Age

Age groups as a percentage of total population



10,268 population

48.6% male

51.4% female

4,301 households

2.4 average number of people in a household

26.8% of households contain one person

74.2% of the 16 - 74 population is in employment

15.8% of those employed work in 'Wholesale and retail trade; repair of motors' - largest industry sector

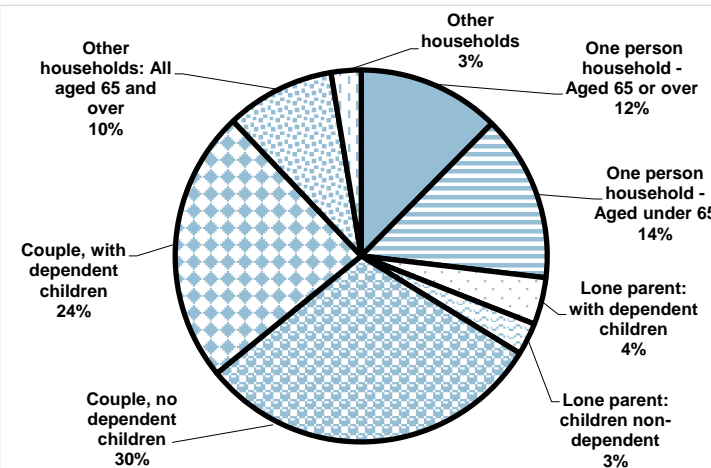
73.2% work more than 31 hours per week

75% travel to work by car

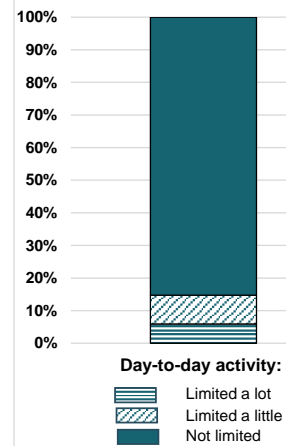
79.6% of all 16 - 17 year olds are in education

7.1% of the population provide unpaid care each week

Household composition

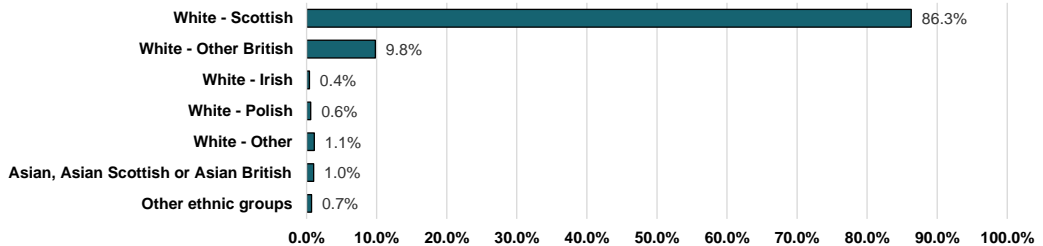


Health

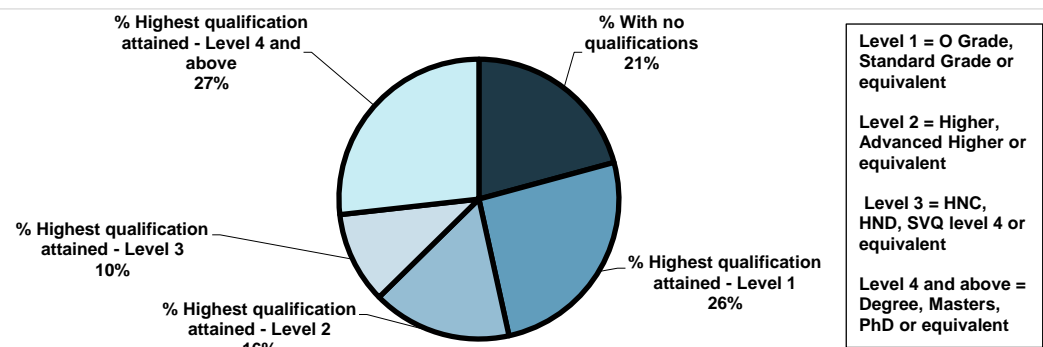


Ethnicity

Ethnic groups as a percentage of total population



Qualifications



Level 1 = O Grade, Standard Grade or equivalent

Level 2 = Higher, Advanced Higher or equivalent

Level 3 = HNC, HND, SVQ level 4 or equivalent

Level 4 and above = Degree, Masters, PhD or equivalent