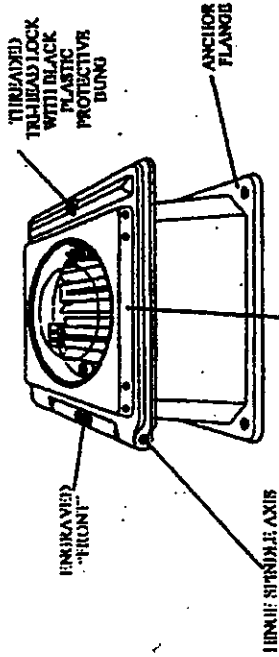


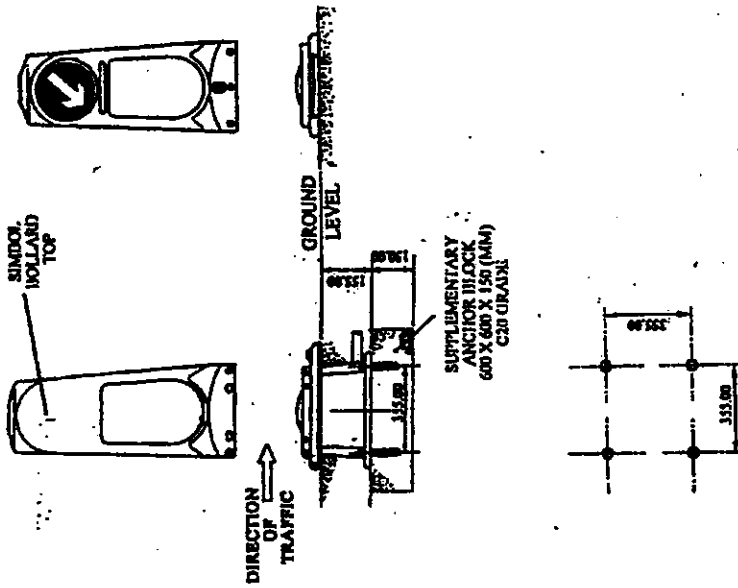
NOTES

1. All dimensions are in millimetres unless otherwise stated.

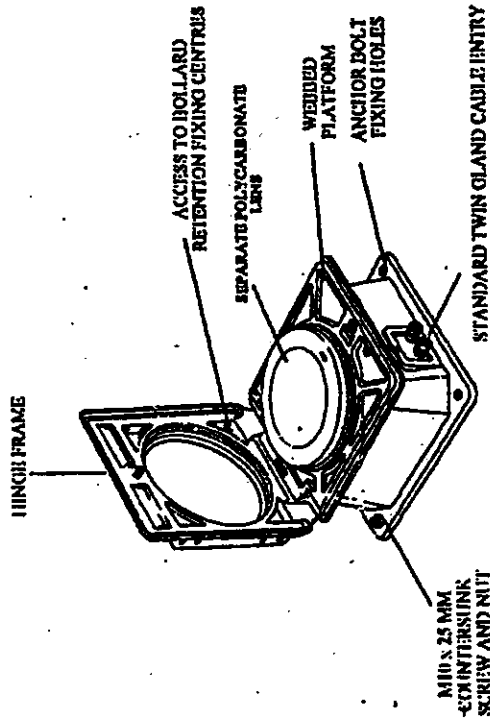
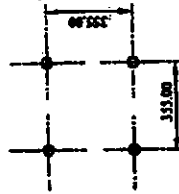
DIAG 1 TRAFFIC FLOW



DIAG 2 SECTION ELEVATION THROUGH GLOBAL INSTALLATION



PLAN SHOWING RAG BOLT CENTRES
TYPE - M10 X 100MM



FINAL NOTE: PRIOR TO LEAVING THE SITED "GLOBAL" ENSURE THAT FINISHED GROUND LEVEL IS NOT ABOVE THE SEATING PLATFORM.

No.	Date	Description
		AMENDMENTS

HIGHWAY CONSTRUCTION DETAILS

TRAFFIC SIGNS

GROUND LIGHT BOLLARD

Drawing No.

K73