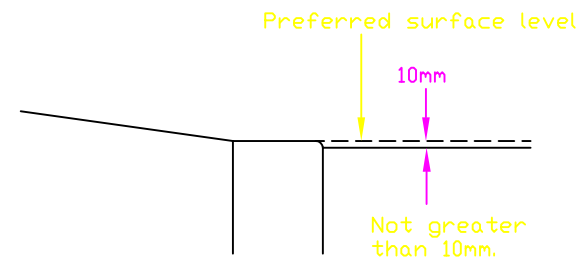
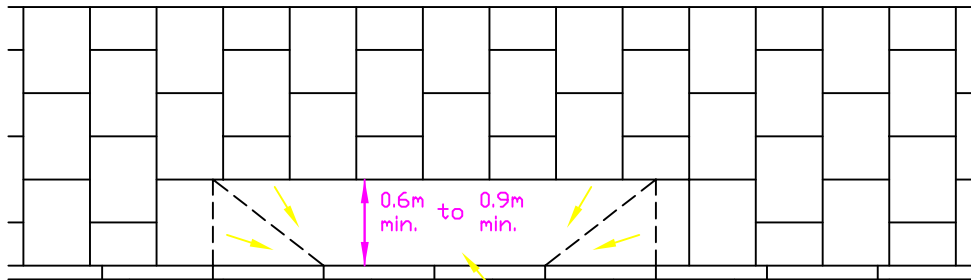


ELEVATION

Channel



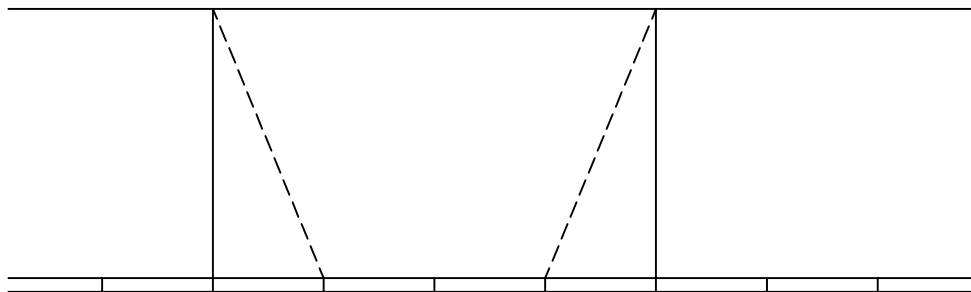
FLUSH KERB DETAIL



Area to be shaped and formed from granolithic concrete.

PLAN  
PRECAST CONCRETE PAVING

Precast concrete paving Clause 1104.



PLAN  
FLEXIBLE SURFACING

NOTES

- All dimensions are in millimetres unless otherwise stated.

No.	Date	Description
↑		AMENDMENTS
		↓

HIGHWAY CONSTRUCTION DETAILS

EDGE OF PAVEMENT DETAILS

PEDESTRIAN CROSSING DETAILS

Drawing No.

B85