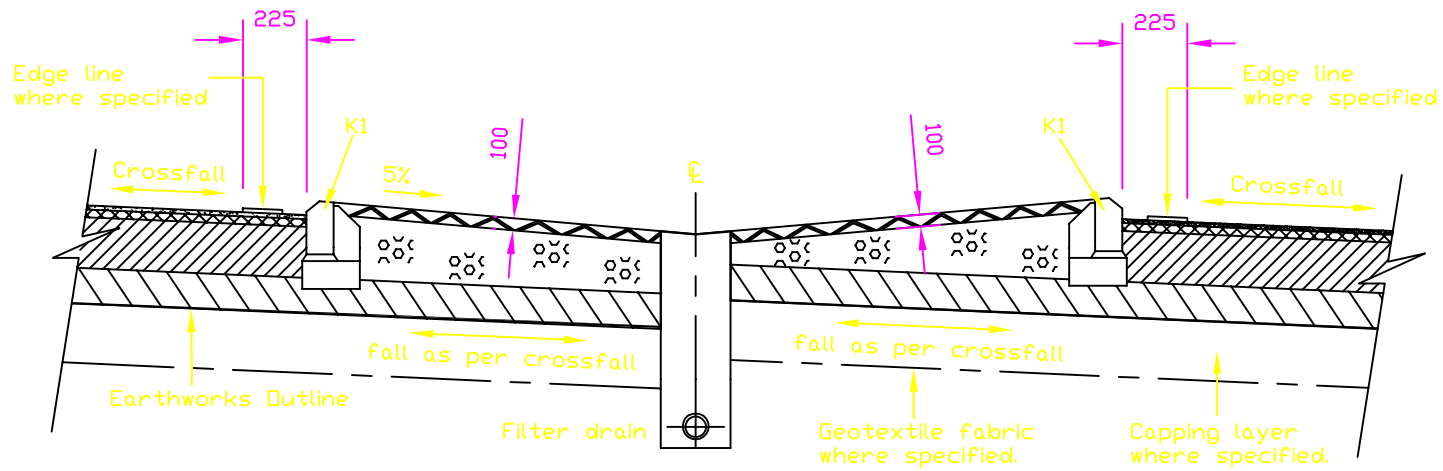








NOTES

- All dimensions are in millimetres unless otherwise stated.



KEY

-  surface course
-  binder course
-  base
-  Sub-base
-  Granular fill class 1
-  Topsoil

No.	Date	Description
		AMENDMENTS

HIGHWAY CONSTRUCTION DETAILS

HIGHWAY CROSS SECTIONS

FLEXIBLE/COMPOSITE CONSTRUCTION
STANDARD CENTRAL RESERVE CR2A
GROUP 2A

Drawing No.

A84